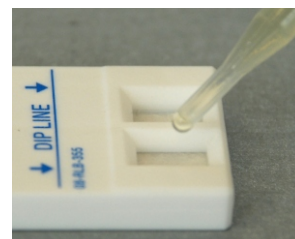

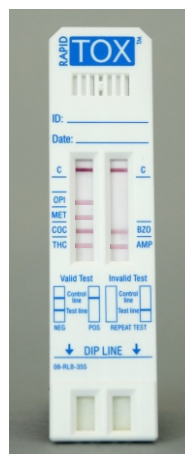




Rapid TOX™

Rapid TOX™: a **cost effective** test for the detection of **up to 8** drugs in urine. Dip or pipette method or low volume procedure.



AMP

amphetamines 1000 ng/ml

BUP

buprenorphine 12,5 ng/ml

BZO

benzodiazepines 300 ng/ml

COC

cocaine 300 ng/ml

MDMA

ecstasy 1000 ng/ml

MTD

methadone 300 ng/ml

MET

Methamphetamines 1000 ng/ml

OPI

opiates 300 or 2000 ng/ml

THC

marijuana 50 ng/ml

FLEXIBILITY

- Available combinations: 8 parameters per test cassette
- Customized configurations available
- Multiple cut-off options
- Specimen collection cup available

CONVENIENCE

- Temperature strip on collection cup
- Clear collection cup - allows for visual integrity check
- Closed specimen cup-insert device through slot
- Flexible sampling: dip or pipette
- Pipette included
- Alternate low volume procedure:
 - pipette 3 drops or
 - works with very low volume due to the two holes at the bottom of the cassette
- Results ready in 3-5 minutes
- No timing required: control line indicator
- Hygienic urine cap

PERFORMANCE

- Rapid TOX™ has built-in procedural controls
- >99% correlation to GC/MS at 95% confidence level
- Colloidal gold technology
 - = superior sensitivity, accuracy & precision
- Tested for cross-reactivity against over 500 drugs
- SAMHSA and alternate lower cut-off
- May be read visually or on the READERS

TRAINING/SUPPORT

- Onsite training with Train the Trainer's focus
- Technical support



Rapid TOX™ Procedure


Collect the sample



Dip method Rapid TOX™

Dip the cassette for approx. 3 seconds in the urine until the urine level is within the marking.

Lay test flat.



Pipette method Rapid TOX™

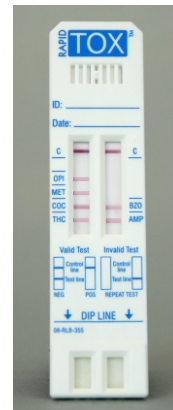
Put 3 - 4 drops of urine gradually in each of the holes.



Minimum quantity Procedure Rapid TOX™

Put the bottom of the cassette directly on a drop of urine.

The urine will be absorbed by the test strip. Then lay test flat.



Lines will appear within shortest time.

Results can be evaluated and are stable for 4 hours.

Interpretation of test results: turn page.

Interpretation of test results

The results can be read as soon as the control line has formed and the background cleared (normally after 3-5 minutes). The intensity of the lines may vary.

Test valid

-



control
drug 5
drug 4
drug 3
drug 2
drug 1

+



Test invalid no control line



control
drug 5
drug 4
drug 3
drug 2
drug 1

