


# Brief Instructions Rapid TOX™ multi-line urine test



## Dip method Rapid TOX™

Dip the cassette for approx. 3 seconds in the urine until the urine level is within the marking.



## Pipette method Rapid TOX™

Put 3 - 4 drops of urine gradually in each of the holes.

## minimum quantity procedure Rapid TOX™

Put the bottom of the cassette directly on a drop of urine.

The urine will be absorbed by the test strip. Then lay test flat.

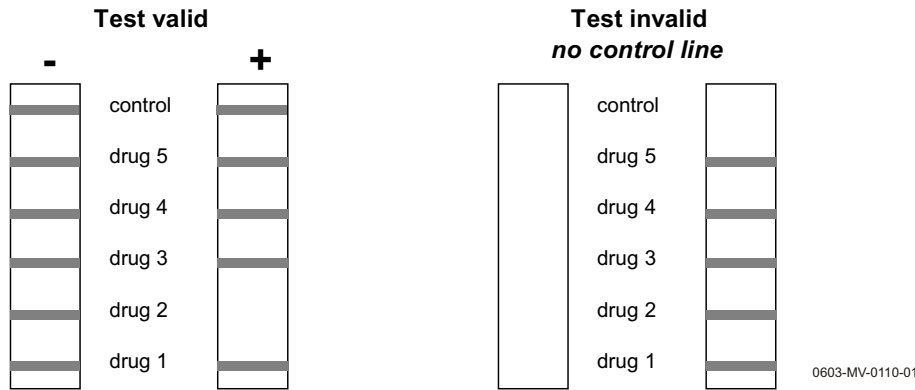


Lines will appear within shortest time. Results can be evaluated and are stable for 4 hours, as long as the test device is stored in a small plastic airtight bag. Interpretation of test results: turn page.



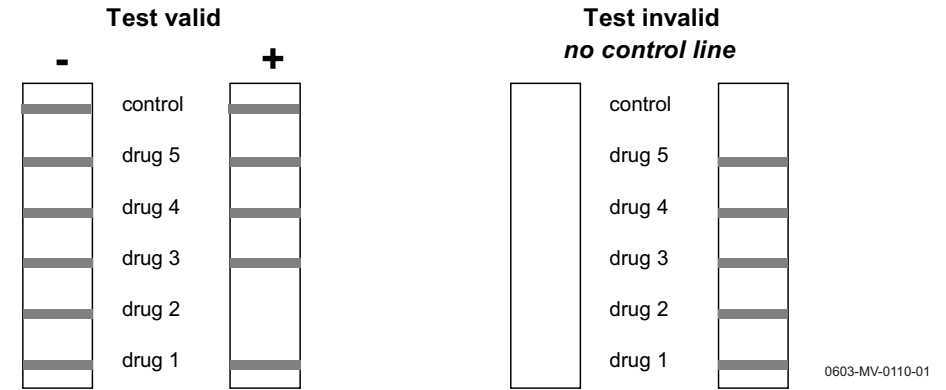
**Interpretation of test results**

The results can be read as soon as the control line has formed and the background cleared (normally after 3-5 minutes). The intensity of the lines may vary.




**Interpretation of test results**

The results can be read as soon as the control line has formed and the background cleared (normally after 3-5 minutes). The intensity of the lines may vary.



**Interpretation of test results**

The results can be read as soon as the control line has formed and the background cleared (normally after 3-5 minutes). The intensity of the lines may vary.



**Interpretation of test results**

The results can be read as soon as the control line has formed and the background cleared (normally after 3-5 minutes). The intensity of the lines may vary.

