




Dip method Rapid TOX™

Dip the cassette for approx. 3 seconds in the urine until the urine level is within the marking.

Lay test flat.

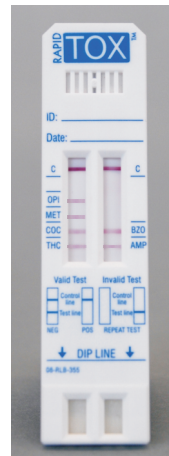



Pipette method Rapid TOX™

Put 3 - 4 drops of urine gradually in each of the holes.

minimum quantity procedure Rapid TOX™

Put the bottom of the cassette directly on a drop of urine. The urine will be absorbed by the test strip. Then lay test flat.



Lines will appear within shortest time.

Results can be evaluated and are stable for 4 hours, as long as the test device is stored in a small plastic airtight bag. Interpretation of test results: turn page.

Interpretation of test results

The results can be read as soon as the control line has formed and the background cleared (normally after 3-5 minutes). The intensity of the lines may vary.

Test valid

-




control
drug 5
drug 4
drug 3
drug 2
drug 1

+



Test invalid

no control line



control
drug 5
drug 4
drug 3
drug 2
drug 1

