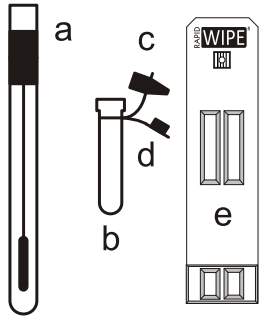
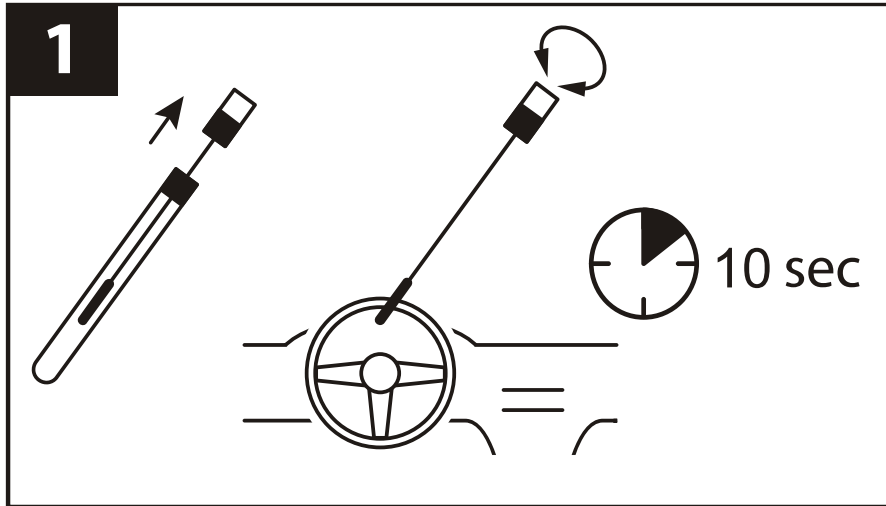


Rapid WIPE Quick Reference Guide



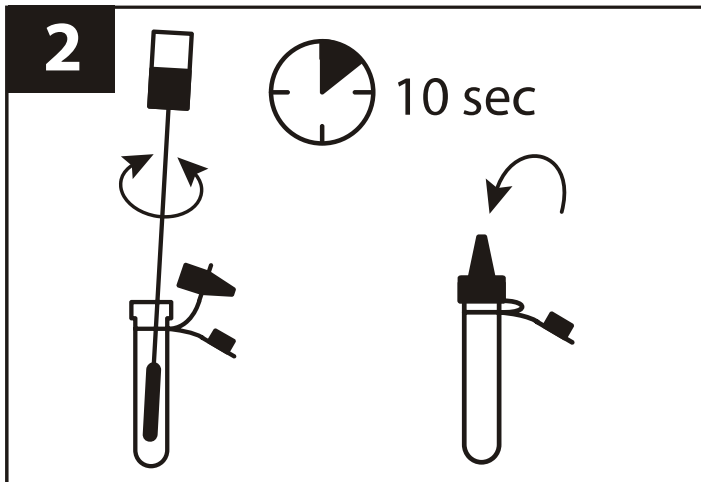
- a collector
- b buffer bottle
- c dropper lid
- d closing cup
- e test cassette



Collect sample:

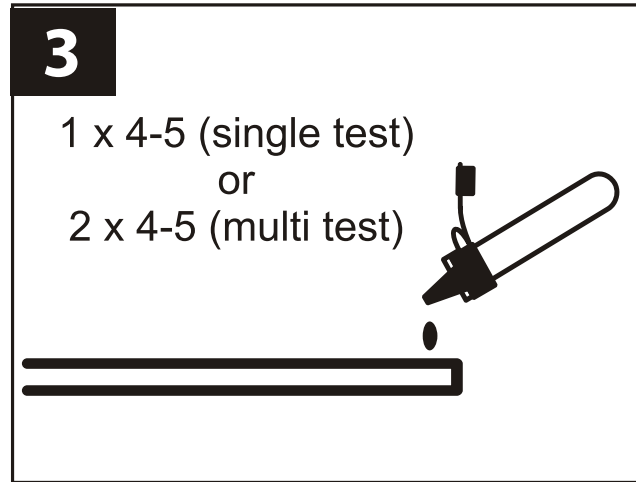
For wipe tests: Take the dry collection stick and wipe over the surface (approx. 10 sec.).

For pure substance tests: Do not dip the collection stick completely into the substance, just wipe on the surface of the surrounding of the substance (f.e. interior edge of the packing or bottle).



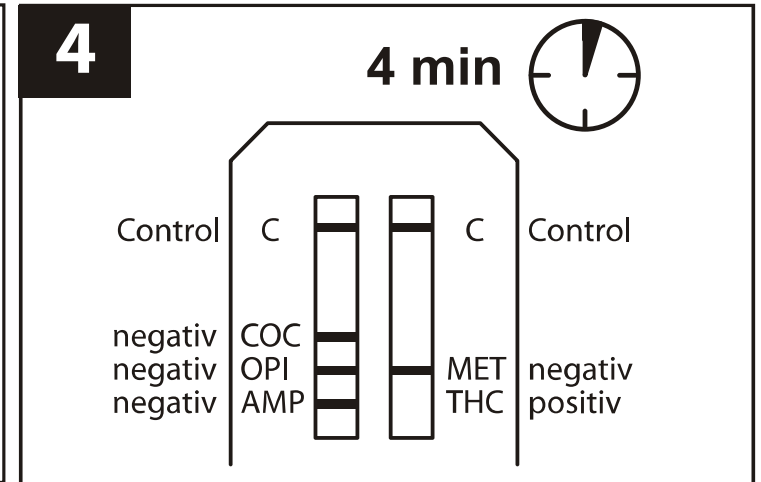
Wash out sample:

Twist the collector with rotary movements in the buffer bottle (b) for 10 seconds stop-go. Put the dropper lid (c) onto the buffer bottle (b).



Put sample to test:

Single tests: put 4-5 drops in the opening of the cassette. Multi tests: put 4-5 drops in each of the openings of the cassette.



Read result from the 4. minute on !

Visible lines are negatives results. NOT visible lines are positive results. Results are stable and evaluable for 20 minutes.