

Mobile Reader

Mobile Reader for the electronic evaluation of the following MAVAND drug tests including data base management:

Rapid STAT®
Rapid WIPE®
Rapid WIPE® S

Mobile Reader and accessories:

- ◆ Travel suitcase / transport bag
- ◆ Power supply
- ◆ Car kit
- ◆ User Manual
- ◆ Quick Reference Guide
- ◆ Control card (QC cassette)



Ulrichstr. 21
72116 Mössingen
info@mavand.com
www.mavand.com

Copyright 2013. All rights reserved. Logos, trade marks and names are registered trade marks and property of their respective owners and should be treated accordingly.

Print version number: 1208-RR-0335-01

Mobile Reader

1 Start Reader


The on/off button (green) is on the upper left corner of the Reader. Push the button shortly in order to start the Reader.

The software starts automatically.



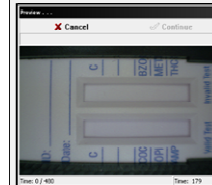
2 Preparation & Measurement

Proceed with the test according to the instructions in the package insert. Insert the test cassette into the measurement unit. Select and touch on „Run“.



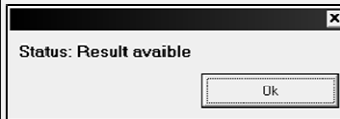
3 Camera Preview

The camera preview appears after a few seconds. Verify a test has been inserted. Select and touch on „Continue“.



4 Automatic Measurement

At completion of measurement a signal tone sounds. The status report „Result available“ appears on the screen.



5 Read Results

The results of each drug parameter (positive/negative) appear on the screen after a few seconds.

Sample	Result	Sample	Result
Control	Test valid	Control	Test valid
BFO	negative	COC	negative
MET	negative	OPF	negative
THC	negative	AMP	negative

The results are saved and can be called up at any time.

6 Printout

Touch on „Print“ to print out the Assay Report.

Assay Report			
Request: RSM-0083 100 (20) Control 100 (20) Control 100 (20) Control 100 (20) Control		Sample ID: 1718-2003-101012 Date: 17.08.2003-10:10:12	
Result	Result	Result	Result
Control	Test valid	Control	Test valid
BFO	negative	COC	negative
MET	negative	OPF	negative
THC	negative	AMP	negative